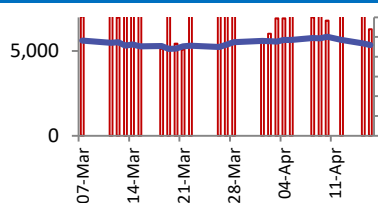
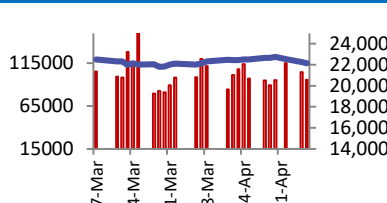


**BSE**



80,C	Open	72892
75,C	High	73135
65,C	Low	72685
55,C	Close	72944
50,C	Change	-456
	Volume (Lacs)	7066
	Turnover (Rs.inCr)	6288

**NSE**



	Open	22125
	High	22214
	Low	22079
	Close	22148
	Change	-125
	Volume(Lacs)	41573
	Turnover(Rs.in Cr)	95437

World Markets	Current	Previous	Pt. Chg	Var(%)
Dow	37753	37799	(46)	-0.1%
Dow Futures	38050	37990	60	0.2%
Nasdaq	15683	15865	(182)	-1.1%
FTSE	7848	7820	28	0.4%
Nikkei	38091	37962	129	0.3%
Hang Seng	16411	16252	159	1.0%
Gift Nifty	22191	22112	79	0.4%
Straits Singapore	3188	3155	33	1.0%
South Korea	2627	2584	43	1.7%
Taiwan	20321	20213	108	0.5%
Shanghai	3092	3071	21	0.7%

Commodity Prices	Current	Previous	Pt. Chg	Var(%)
Copper (\$/MT)	9566	9583	(17.0)	-0.2%
Alumin (\$/MT)	2581	2587	(6.0)	-0.2%
Zinc (\$/MT)	2813	2839	(26.0)	-0.9%
Brent Crude (\$/bbl)	88.0	87.0	1.0	1.1%
Gold (\$/Ounce)	2375	2361	14.0	0.6%
Silver (\$/Ounce)	28.0	28.0	0.0	0.0%
Light Crude (\$/bbl)	83.0	83.0	0.0	0.0%
N G (\$/mmbtu)	2.0	2.0	0.0	0.0%
Sugar (\$/MT)	559.0	570.0	(11.0)	-1.9%
Rubber (Rs./kg)	182.0	183.0	(1.0)	-0.5%
Baltic Dry Index	1844	1779	65.0	3.7%

Currency Exchange Rate	Current	Previous	Var(%)
Rs./\$ rate	83.54	83.45	0.11%
Rs./ Euro	88.81	88.92	-0.12%
Rs./Chinese Yuan	11.55	11.57	-0.17%
Yen /\$ rate	154.07	154.39	-0.21%
\$ US/Euro	1.07	1.07	0.00%

Dollar Index	Current	Previous	Var(%)
Dollar Index	105.26	105.28	-0.02%

Support/ Resistance Levels for Today		
	Nifty	Bank Nifty Fut
Support 1	22000	47470
Support 2	21940	47270
Resistance	22200	47800

Securities in Ban For Trade	
BALRAMCHIN	BANDHANBNK
NATIONALUM	GNFC
HINDCOPPER	SAIL
METROPOLIS	IDEA
PEL	ZEEL

**Market Review**

**US:** All three major U.S. stock indexes finished lower on Wednesday as the prospect of higher-for-longer interest rates weighed on investors, handing the S&P 500 and Nasdaq Composite their longest streak of losses in more than three months.

**Asia:** Most Asian stocks recovered from recent losses on Thursday, shrugging off a weak lead-in from Wall Street as investors bet on a strong earnings report from top chipmaker TSMC to spur a rally in technology.

**India:** India's benchmark stock indices extended losses for the third consecutive session on Tuesday as geopolitical concerns weighed on investor sentiment. The indices were dragged by banks and information technology stocks. **Market is expected to open on flattish note and likely to witness sideways move during the day.**

**Global Economy:** Britain's inflation rate slowed by less than expected in March, according to official figures published on Wednesday, adding to signs that a first interest rate cut by the Bank of England could be further off than previously thought. British consumer prices rose by an annual 3.2%, down from a 3.4% increase in February and its lowest in two and a half years, the Office for National Statistics said. But the BoE - which has an inflation target of 2% - and economists polled by Reuters had forecast 3.1%. Investors reduced their bets on BoE rate cuts and sterling rose. The slowdown in the fall in Britain's inflation rate follows an acceleration of headline price growth in the United States which rose for a second month in a row to 3.5% in March. Australian employment fell in March after an enormous gain the month before while the jobless rate resumed its uptrend, a sign that the hot labour market was still on track to loosen from here. Figures from the Australian Bureau of Statistics on Thursday showed net employment dropped 6,600 in March from February, when it rose a revised 117,600. Market forecasts had been for a small gain of 10,000 after a blockbuster February. Full-time employment rose 27,900 in March. The jobless rate climbed slightly to 3.8% from 3.7% the previous month, although that was under a forecast of 3.9%.

**Commodities** Gold prices climbed on Thursday as concerns about the Middle East war extending to other regions boosted demand for the safe-haven metal.

Oil prices rose in early trade on Thursday, slightly paring the previous session's losses after the United States said it would reinstate oil sanctions Venezuela, while the European Union talked of fresh curbs on Iran.

**Currency** The dollar was soft on Thursday as traders assessed the U.S. interest rates outlook in the wake of comments from Federal Reserve officials that cemented expectation of monetary settings remaining restrictive for a while longer.

**FII Derivative Transactions (Rs. Cr)**

Contracts	Purchase		Sell		Net	Open Interest (OI)		OI (Previous day)		Change	
	Contract	Value	Contract	Value		Contract	Value	Contract	Value	Contract	Value
Index Future	45327	4272	76711	7425	(3153)	288237	26553	282113	26138	6124	415
Index Option	46720675	3754973	46455109	3736525	18448	3132163	314294	4568533	411188	(1436370)	(96894)
Stock Future	280022	24122	327484	28482	(4360)	3151705	258103	3148945	258738	2760	(635)
Stock Option	616303	54977	607227	54277	700	401616	33959	387250	32930	14366	1029
<b>Total</b>	<b>47662327</b>	<b>3838344</b>	<b>47466531</b>	<b>3826709</b>	<b>11635</b>	<b>6973721</b>	<b>632909</b>	<b>8386841</b>	<b>728994</b>	<b>(1413120)</b>	<b>(96085)</b>

FII All Activity-BBG (Rs Cr)	Buy	Sell	Net
5-Apr-24	13097	11182	1915
8-Apr-24	31364	22837	8527
10-Apr-24	13830	10599	3230
12-Apr-24	15335	23274	(7940)
15-Apr-24	10735	13969	(3233)
<b>Month to date-Apr</b>	<b>167980</b>	<b>165806</b>	<b>2174</b>
FII (Prov.) (Rs Cr)	Buy	Sell	Net
9-Apr-24	13965	14558	(593)
10-Apr-24	13345	10567	2778
12-Apr-24	15405	23432	(8027)
15-Apr-24	10444	13712	(3268)
16-Apr-24	10209	14677	(4468)
<b>Month to date-Apr</b>	<b>137095</b>	<b>155194</b>	<b>(18099)</b>
DII (Prov.) (Rs. Cr)	Buy	Sell	Net
9-Apr-24	11130	8873	2257
10-Apr-24	12343	12179	163
12-Apr-24	17220	10879	6342
15-Apr-24	13579	8816	4763
16-Apr-24	13537	11497	2040
<b>Month to date-Apr</b>	<b>137612</b>	<b>118576</b>	<b>19036</b>
FII Debt - BBG (Rs. Cr)	Buy	Sell	Net
5-Apr-24	1138	2764	(1626)
8-Apr-24	1325	769	556
10-Apr-24	3458	2082	1377
12-Apr-24	2353	4119	(1766)
15-Apr-24	2119	2103	16
<b>Month to date-Apr</b>	<b>22902</b>	<b>23130</b>	<b>(228)</b>

Market Breadth	BSE		NSE	
	No.	%	No.	%
Advance	2177	55%	1551	59%
Decline	1638	42%	1002	38%
Unchanged	118	3%	87	3%

Market Turnover	16-Apr	15-Apr	Var (%)
BSE Cash	6288	8834	-29%
NSE Cash	95437	104737	-9%
NSE Futures	146530	170796	-14%
NSE Options	52487120	26411893	99%
Total (Rs.Cr)	52735376	26696260	98%

Volatility Index	16-Apr	15-Apr
Volatility Index	12.62	12.47

Index PE - TTM	16-Apr	Yr. High	Yr. Low
Sensex	24.9	26.0	22.2
Nifty	22.7	28.8	20.3

**Corporate News**

**Vodafone Idea raises Rs 5,400 cr, anchor book subscribed +2x**

Vodafone Idea has raised Rs 5,400 cr by allotting 4.9 bn shares to anchor investors at Rs 11 apiece, the top end of the price band. A total of 74 schemes received allotments in the anchor category, GQG Partners subscribing to Rs 1,347 crore worth of shares, nearly a quarter of the available shares in the anchor category. Other large subscribers included Fidelity, Stichting, Redwheel, Motilal Oswal Mutual Fund, and Troo Capital. (ET)

**Adani-EdgeConneX JV looks to juice up data centre business**

AdaniConneX, the equal joint venture between AEL and EdgeConneX, is looking to invest \$5 bn in the next five years, of which more than half could be ploughed in this year itself. AdaniConneX plans to develop 1 GW of data centre capacity before 2030. It is in talks with several international banks to raise \$1.2-1.4 bn in an offshore loan to ramp up growth plans that should be closed in the next couple of weeks. (ET)

**Adani family infuses Rs 8,339 cr more in Ambuja Cements, raises stake to 70.3%**

The Adani family has fully subscribed to Ambuja Cements' warrants program, infusing an additional Rs 8,339 crore to raise their stake by 3.6%. The total amount infused now stands at Rs 20,000 crore, with their total stake in the cement company at 70.3%. The investment aims to achieve a capacity of 140 MTPA by 2028 and enable strategic initiatives such as debottlenecking capex and enhancing operational performance. (ET)

**Economy**

**India's crude oil import bill drops 16% but import dependency hits new high**

India's crude oil imports declined by 16% in FY24 due to lower global rates, but import dependency hit a new high at 87.7%. Despite stable domestic production at 29.4 mn tonnes, India spent \$132.4 billion on crude imports as against \$157.5 bn import bill in FY23. (ET)

**Indian economy likely to register 8-8.3% growth in current fiscal: PHDCCI**

The industry body sees the country's GDP growing at an average rate of 6.7% between now and 2047, while pegging the growth forecast for FY25E at 8-8.3%. PHDCCI forecasts the size of the Indian economy at \$34.7 tn by 2047 as against \$3.7 tn now. It also came up with 10 key enablers to help India become a "developed country" by 2047 and ramp up its per capita income to \$21,000 by that year.

**International**

**Oracle to invest over \$8 billion in Japan in cloud computing, AI**

The latest investment will grow the footprint of Oracle Cloud Infrastructure (OCI), the company's cloud computing service, across Japan. Oracle will also expand its operations and support engineering teams with Japan-based personnel. It will invest more than \$8 billion over the next 10 years to meet demand for cloud computing and AI infrastructure in Japan. (Reuters)

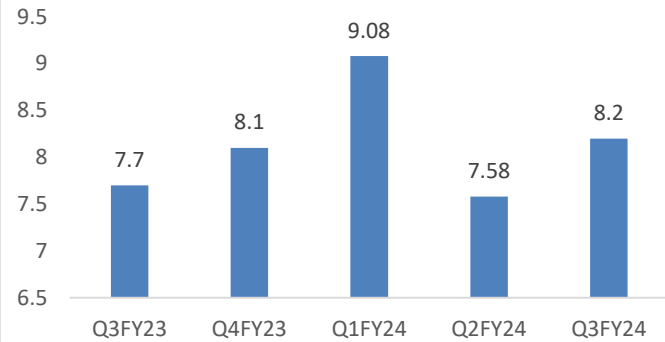
Top 5 Nifty Gainers	16-Apr	15-Apr	Var(%)
EICHERMOT	4356	4219	3.2%
DIVISLAB	3764	3717	1.3%
TITAN	3646	3601	1.3%
HINDUNILVR	2221	2194	1.2%
ONGC	283	280	1.2%
Top 5 Nifty Losers	16-Apr	15-Apr	Var(%)
INFY	1414	1468	-3.7%
INDUSINDBK	1491	1540	-3.2%
LTIM	4663	4815	-3.2%
WIPRO	448	459	-2.4%
BAJAJFINSV	1619	1657	-2.3%

BSE Index Watch	Last	1 day	1 wk	1 mth	1 yr
SENSEX	72944	-0.6%	-2.4%	0.4%	21.8%
MIDCAP	40315	0.1%	-1.5%	5.4%	62.2%
SMLCAP	45424	0.6%	-1.3%	8.1%	61.2%
AUTO	49300	0.0%	-1.8%	6.4%	65.2%
BANKEKX	53763	-0.5%	-2.0%	1.8%	12.1%
Capital Goods	61165	-0.3%	-2.6%	7.6%	73.6%
FMCG	19215	0.4%	-1.1%	-0.9%	14.3%
Health Care	35006	0.4%	-1.7%	3.2%	54.3%
IT	34400	-2.3%	-4.1%	-9.3%	27.9%
METAL	30137	-0.4%	0.9%	13.6%	51.3%
Oil & Gas	28556	0.7%	1.1%	6.2%	59.4%
Power	6952	0.4%	-1.5%	9.1%	89.3%
Realty	7388	-0.3%	-1.3%	12.6%	114.9%

NSE USD Futures	16-Apr	15-Apr	Var (%)
April Expiry (Rs./\$)	83.65	83.45	0.2%
May Expiry (Rs./\$)	83.61	83.47	0.2%
Total Turnover (Rs. Crore)	7238	4852	49%

Sectors	TTM PE
Auto	32.5
Auto Ancillary	45.19
Banking	16.4
Engineering	39.78
Cement	80.22
Diamonds & Jewellery	46.09
Housing Finance	20.18
Infrastructure & Const	32.28
Metals-Aluminium	41.1
Metal - Steel	17.76
Oil Expl.	20.27
Pharma	12.64
Power – Gen. Supp.	46.51
Information Tech.	22.21
Sugar	15.01
Telecom Serv. Prov.	82.78
Tyres	26.44

**Ambuja Cements Ltd. Quarterly sales volume**  
(Source: Company data)



10 year G-Sec Yield	Current	Previous	Change
US	4.58%	4.59%	(1) bps
Japan	0.88%	0.88%	0 bps
India	7.19%	7.18%	1 bps
UK	4.26%	4.30%	(4) bps
Libor 3 Mths	5.59%	5.58%	1 bps

Indian Eco Data	Current	Previous	Var(%)
Forex Reserve (US\$ in bn)	525	528	-0.7%
Inflation - WPI	0.53%	0.20%	33 bps
Inflation - CPI	4.85%	5.09%	(24) bps

India GDP	Q3FY24	Q2FY24	Var(%)
Growth	8.36%	7.60%	76 bps

Monetary Policy	Current	Previous	Change
Repo Rate	6.50%	6.50%	0 bps
Reverse Repo Rate	3.35%	3.35%	0 bps
CRR	4.50%	4.50%	0 bps
O/S Banking System Liquidity (Rs bn)	756	1043	(287.3)

IIP Growth %	Jan-24	Jan-23	Apr-Feb
IIP	5.7	6.0	6.2
Mining	5.9	9.0	8.5
Manufacturing	3.2	4.5	5.7
Electricity	5.6	12.7	7.0



Bulk Deal As On 16/04/24

BSE

Security Code	Security Name	Client Name	Deal	Quantity	Price
512149	AVANCE	MULTIPLIER SHARE & STOCK ADVISORS PRIVATE LIMITED	S	5022845	1.01
512149	AVANCE	MULTIPLIER SHARE & STOCK ADVISORS PRIVATE LIMITED	B	14048040	1.01
543439	BRANDBUCKET	SANKET RAMESH FUKE	S	120000	10.12
530249	BRIDGESE	RONAKKUMAR SANJAYBHAI PATEL	B	22473	28.43
538817	CAPPIPES	SKSE SECURITIES LIMITED CORP CM/TM PROP A/C	S	861821	16.65
538817	CAPPIPES	SKSE SECURITIES LIMITED CORP CM/TM PROP A/C	B	861821	17.65
542155	DGL	RAJESH KUMAR PIROGIWAL AND SONS HUF	S	68000	2.74
543594	DPL	HEMALBEN SANJAY SHAH	S	348000	8.55
543594	DPL	KAPADIA FINWEALTH LLP .	S	195000	8.56
543594	DPL	MEHRAJKHAN	S	126000	8.64
543594	DPL	MEHRAJKHAN	B	198000	8.55
543594	DPL	NISHIL FINANCIAL ADVISORS LLP .	S	1311000	8.08
543594	DPL	SHUBHAM ASHOKBHAI PATEL	S	1290000	8.42
543594	DPL	SHUBHAM ASHOKBHAI PATEL	B	1572000	8.3
543594	DPL	SUMANTEKRIWAL	B	132000	8.65
526614	EXPOGAS	ANILKUMAR	S	107438	31.67
526614	EXPOGAS	MONEYCREW FINTEC PRIVATE LIMITED	B	190000	31.65
526614	EXPOGAS	SAREEN ESTATES PRIVATE LIMITED	B	100000	31.67
526614	EXPOGAS	YOGESH PRAHLAD BHAI PATEL	S	150048	31.67
523696	FORTISMLR	MISRILALL MINES PVT LTD	S	115161	81.1
523696	FORTISMLR	MULTIPLIER SHARE & STOCK ADVISORS PRIVATE LIMITED	S	84	81.1
523696	FORTISMLR	MULTIPLIER SHARE & STOCK ADVISORS PRIVATE LIMITED	B	150000	81.1
523696	FORTISMLR	TOPGAIN FINANCE PRIVATE LIMITED	B	200000	81.1
504397	GANHOLD	HAL CLYDE DENISON LIMITED	S	6724	84.39
504397	GANHOLD	MOHANASANKAR .	B	2500	87.51
504397	GANHOLD	RAMDAYAL NATH	S	2126	89.14
544156	GCONNECT	VAXFAB ENTERPRISES LIMITED	S	30000	40.21
544156	GCONNECT	VAXFAB ENTERPRISES LIMITED	B	12000	39
513337	GUJTLMR	CHANDAN CHAURASIYA	S	462763	41.65
513337	GUJTLMR	CHANDAN CHAURASIYA	B	500635	41.49
540134	IISL	FAISALSHAIKH	S	52407	6.65
540134	IISL	LAXMAN HARKISHAN NARANG	S	208944	6.57
540134	IISL	PARESH DHIRAJLAL SHAH	S	53138	6.65
540134	IISL	PARESH DHIRAJLAL SHAH	B	53138	6.65
540134	IISL	SHARVAN KUMAR JAIN	B	50000	6.65
540134	IISL	SWETABEN HARDIK SHAH	B	50000	6.65
539175	INDRAIND	POOJA KOCHAR	B	84040	10.82
539175	INDRAIND	PRATAP BIOTECH PRIVATE LIMITED	S	380000	10.82
539175	INDRAIND	RDS CORPORATE SERVICES PRIVATE LIMITED	B	196298	10.82
539175	INDRAIND	TANVI BANSAL	B	100000	10.82
536709	INDRENEW	HARNISH NITIN BRAHMBHATT	S	100000	18
536709	INDRENEW	PARAMOUNT TRADING	B	100000	18
540850	JFL	VISHAL BIPINCHANDRA DOSHI	S	66000	132.83
540850	JFL	VISHAL BIPINCHANDRA DOSHI	B	50000	133.11
540515	KANUNGO	JABALI COMMERCIAL COMPANY PRIVATE LIMITED .	B	33300	6.26
540696	KCDGROUP	SANJEEV GORWARA	S	170000	9.84
543613	MAFIA	PRAVINBHAI MANCHHUBHAI PATEL	S	24000	14.98
543613	MAFIA	PRAVINBHAI MANCHHUBHAI PATEL	B	28000	14.54

531512	ORIENTTR	GURPREET SINGH	S	3088	8.42
531512	ORIENTTR	GURPREET SINGH	B	64672	8.99
526905	PADMAIND	HAL CLYDE DENISON LIMITED	B	112300	4.82
526905	PADMAIND	SHREE BHUVANAKARAM TRADINVEST PVT LTD	S	82186	4.83
543924	SONALIS	ABHIJITH PUTTA	S	52000	40.82
543924	SONALIS	SURESH A U	B	10000	40.8
514211	SUMREETINDS	PROFIN COMMODITIES PRIVATE LIMITED	S	727857	2.12
542765	TRANSPACT	BHAVIN SHAILESH KAMANI	S	15000	380
542765	TRANSPACT	EMERALD COMMERCIAL LIMITED	B	4000	380
542765	TRANSPACT	GANGA DEVI BANSAL	B	3000	380
542765	TRANSPACT	JAI AMBE TRADEXIM PRIVATE LIMITED	B	5000	380
542765	TRANSPACT	NOPEA CAPITAL SERVICES PRIVATE LIMITED	B	18000	380
542765	TRANSPACT	PRECIOUS TRADEWAYS PRIVATE LIMITED	B	2000	380
542765	TRANSPACT	SHEETAL BHAVIN KAMANI	S	15000	380
542765	TRANSPACT	YELLOWSTONE VENTURES LLP	S	2000	380
543545	VEERKRUPA	NILESHBHAIMADHUBHAISUKHADIA	S	1185700	1.29
544157	VRUDDHI	ASHWIN STOCKS AND INVESTMENT PRIVATE LIMITED	B	22000	108.98
544157	VRUDDHI	EPITOME TRADING AND INVESTMENTS	S	14000	110.09
544157	VRUDDHI	GITA M MEHTA	B	100000	109.85
544157	VRUDDHI	KALPANA MADHANI SECURITIES PRIVATE LIMITED	S	14000	109
544157	VRUDDHI	VISIONARY VALUE FUND	S	60000	110.09
503675	WAGEND	DEEPAK MISHRA	S	254200	1.39
503675	WAGEND	DEEPAK MISHRA	B	254200	1.39
503675	WAGEND	PRITHVI FINMART PRIVATE LIMITED	S	491958	1.37
503675	WAGEND	PRITHVI FINMART PRIVATE LIMITED	B	611958	1.36
503675	WAGEND	RIDDHI TRADERS	S	317264	1.35
503675	WAGEND	RIDDHI TRADERS	B	317264	1.34
503675	WAGEND	SWATI SAHUKARA	S	325000	1.39
503675	WAGEND	VENDIGGE ENGINEERING PROJECTS PRIVATE LIMITED	B	267399	1.33

NSE

Security Code	Security Name	Client Name	Deal	Quantity	Price
ATALREAL	Atal Realtech Limited	YELLOWSTONE VENTURES LLP	SELL	561000	13.84
COFFEEDAY	Coffee Day Enterprise Ltd	TIKRI INVESTMENTS	BUY	4000000	70.94
DCG	DCG Cables & Wires Ltd	LAXMIKANTH PRABHU N	BUY	124800	89.15
DCG	DCG Cables & Wires Ltd	NIKUNJ STOCK BROKERS LTD	SELL	145200	85.71
DRCSYSTEMS	DRC Systems India Limited	AJAY SURENDRABHAI PATEL	BUY	2700000	18.95
DRCSYSTEMS	DRC Systems India Limited	SOMANI MULTIBIZ LIMITED	SELL	2691646	18.95
ENFUSE	Enfuse Solutions Limited	KARTHIKA KIZHAKKAYIL MANOHARAN	SELL	48000	128.81
ENFUSE	Enfuse Solutions Limited	NARESHBHAI BALDEVDS PATEL	BUY	45600	130.51
HINDMOTORS	Hindustan Motors Limited	SHIV NARAYAN BALDI HUF	SELL	1611071	20.65
HOMESFY	Homesfy Realty Limited	CITRINE FUND LIMITED	BUY	17100	686.86
JYOTI-RE	Jyoti Structures Ltd	GDN INVESTMENTS PRIVATE LIMITED	BUY	1391041	6.22
RADIOWALLA	Radiowalla Network Ltd	MANSI SHARE AND STOCK ADVISORS PVT LTD	SELL	96000	115.49
RADIOWALLA	Radiowalla Network Ltd	MULTIPLIER SHARE & STOCK ADVISORS PRIVATE LIMITED	SELL	52800	105.3
RCDL	Rajgor Castor Derivat L	VINEY EQUITY MARKET LLP	SELL	162000	37.73
TGL	Teerth Gopicon Limited	ABHAI KUMAR NAHAR HUF	BUY	100800	125
TGL	Teerth Gopicon Limited	GREEN PEAKS ENTERPRISES LLP	BUY	70800	126.19
TGL	Teerth Gopicon Limited	JAIN SANJAY POPATLAL	BUY	60000	125
TGL	Teerth Gopicon Limited	JITENDRA MULARAM CHOUDHARY	BUY	60000	125
TGL	Teerth Gopicon Limited	KUMAR VINOD	BUY	120000	125
TGL	Teerth Gopicon Limited	MOUNTAIN VENTURES	BUY	60000	131.25
TGL	Teerth Gopicon Limited	NEETU BAFNA	BUY	72000	125
TGL	Teerth Gopicon Limited	SAHASTRAA ADVISORS PRIVATE LIMITED	BUY	86400	129.43
TGL	Teerth Gopicon Limited	SOMANI VENTURES AND INNOVATIONS LIMITED	BUY	72000	125
TGL	Teerth Gopicon Limited	TOPGAIN FINANCE PRIVATE LIMITED	BUY	102000	129.1
TGL	Teerth Gopicon Limited	VIJIT GLOBAL SECURITIES PRIVATE LIMITED	BUY	90000	125
VISHWAS	Vishwas Agri Seeds Ltd	SMC GLOBAL SECURITIES LIMITED	BUY	59200	84.52

**Disclosure:**

Research Reports that are published by Nirmal Bang Securities Private Limited (hereinafter referred to as "NBSPL") are for private circulation only. NBSPL is a registered Research Analyst under SEBI (Research Analyst) Regulations, 2014 having Registration no. INH000001766. NBSPL is also a registered Stock Broker with National Stock Exchange of India Limited, BSE Limited, Metropolitan Stock Exchange of India Limited, Multi Commodity Exchange of India Limited and , National Commodity and Derivative Exchange Limited in Capital Market , Equity and Commodities derivatives segments and Currency Derivatives Segment .

NBSPL has other business divisions with independent research teams separated by Chinese walls, and therefore may, at times, have different or contrary views on stocks and markets.

NBSPL or its associates have not been debarred / suspended by SEBI or any other regulatory authority for accessing / dealing in securities Market since last 20 years. NBSPL, its associates or analyst or his relatives do not hold any financial interest (Except Investment) in the subject company. NBSPL or its associates or Analyst do not have any conflict or material conflict of interest at the time of publication of the research report with the subject company. NBSPL or its associates or Analyst or his relatives may or may not hold beneficial ownership of 1% or more in the subject company at the end of the month immediately preceding the date of publication of this research report.

NBSPL or its associates / analyst has not received any compensation / managed or co-managed public offering of securities of the company covered by Analyst during the past twelve months. NBSPL or its associates have not received any compensation or other benefits from the company covered by Analyst or third party in connection with the research report. Analyst has not served as an officer, director or employee of Subject Company. NBSPL / analyst has not been engaged in market making activity of the subject company.

**Analyst Certification:** The research analysts and authors of these reports, hereby certify that the views expressed in this research report accurately reflects my/our personal views about the subject securities, issuers, products, sectors or industries. It is also certified that no part of the compensation of the analyst(s) was, is, or will be directly or indirectly related to the inclusion of specific recommendations or views in this research. The analyst(s) principally responsible for the preparation of this research report and has taken reasonable care to achieve and maintain independence and objectivity in making any recommendations.

**Disclaimer:**

The Research Report is for the personal information of the authorized recipient and does not construe to be any investment, legal or taxation advice. NBSPL is not soliciting any action based upon it. Nothing in the research report shall be construed as a solicitation to buy or sell any security or product, or to engage in or refrain from engaging in any such transaction. In preparing the research report, we did not take into account the investment objectives, financial situation and particular needs of the reader.

The research report has been prepared for the general use of the clients of NBSPL and must not be copied, either in whole or in part, or distributed or redistributed to any other person in any form. If you are not the intended recipient you must not use or disclose the information in the research report in any way. Though disseminated to all the customers simultaneously, not all customers may receive the research report at the same time. NBSPL will not treat recipients as customers by virtue of their receiving the research report. The research report is not directed or intended for distribution to or use by any person or entity resident in a state, country or any jurisdiction, where such distribution, publication, availability or use would be contrary to law, regulation or which would subject NBSPL & its group companies to registration or licensing requirements within such jurisdictions.

The report is based on the information obtained from sources believed to be reliable, but we do not make any representation or warranty that it is accurate, complete or up-to-date and it should not be relied upon as such. We accept no obligation to correct or update the information or opinions in it. NBSPL or any of its affiliates or employees shall not be in any way responsible for any loss or damage that may arise to any person from any inadvertent error in the information contained in the research report. NBSPL or any of its affiliates or employees do not provide, at any time, any express or implied warranty of any kind, regarding any matter pertaining to this report, including without limitation the implied warranties of merchantability, fitness for a particular purpose, and non-infringement. The recipients of the research report should rely on their own investigations.

This information is subject to change without any prior notice. NBSPL reserves its absolute discretion and right to make or refrain from making modifications and alterations to this statement from time to time. Nevertheless, NBSPL is committed to providing independent and transparent recommendations to its clients, and would be happy to provide information in response to specific client queries.

Before making an investment decision on the basis of research report, the reader needs to consider, with or without the assistance of an adviser, whether the advice is appropriate in light of their particular investment needs, objectives and financial circumstances. There are risks involved in securities trading. The price of securities can and does fluctuate, and an individual security may even become valueless. International investors are reminded of the additional risks inherent in international investments, such as currency fluctuations and international stock market or economic conditions, which may adversely affect the value of the investment. Opinions expressed are subject to change without any notice. Neither the company nor the director or the employees of NBSPL accept any liability whatsoever for any direct, indirect, consequential or other loss arising from any use of the research report and/or further communication in relation to the research report. Here it may be noted that neither NBSPL, nor its directors, employees, agents or representatives shall be liable for any damages whether direct or indirect, incidental, special or consequential including lost revenue or lost profit that may arise from or in connection with the use of the information contained in the research report.

Copyright of this document vests exclusively with NBSPL.

Our reports are also available on our website

Registration granted by SEBI and certification from NISM in no way guarantee performance of NBSPL or provide any assurance of returns to investors.

**Nirmal Bang Research (Division of Nirmal Bang Securities Pvt. Ltd.)**

B-2, 301/302, Marathon Innova,  
Opp. Peninsula Corporate Park  
Off. Ganpatrao Kadam Marg  
Lower Parel(W), Mumbai-400013  
Board No. : 91 22 6723 8000/8001  
Fax. : 022 6723 8010